

Cast iron piston compressors

Automan Industrial: AT series oil-lubricated
(2-30 hp / 1.5-22.4 kW)

Sustainable Productivity

Atlas Copco

Robust, reliable and heavy duty

The Automan series has been designed for maximum productivity and longer lifetime. Every component has been engineered, tested and qualified to guarantee the highest quality. This series stands out because of its durability, cost efficiency and usage in all types of environments,



FEATURES AND BENEFITS



Heavy duty

- Highly durable design
- Built for any industry
- Performance service kits are available



Extreme & ductile

- Proven piston technology
- Different versions available



Tank-mounted
1 stage/2 pistons
2-3 hp



Tank-mounted
2 stages/2 pistons
3 to 7.5 hp



Tank-mounted
2 stages/3 pistons
10 hp



Tank-mounted
2 stages/5 pistons
15 to 20 hp



Tank-mounted
2 stages/10 pistons
30 hp



Vertical Tank-mounted
1 or 2 stage/2 pistons
2 to 7.5 hp

TECHNICAL SPECIFICATIONS

Model	PN	Displacement	Max. pressure	Motor					Weight	Tank	Dimensions mm				
		cfm	psi	hp	kW	Poles	Frequency hz	Tension V			kg	L	A	B	C
AT2/10 100L	8970 0127 10	10	140	2	1,5	2	60	110/220	68	100	560	1080	295	375	750
AT2/10 100L	8970 0127 11	10	140	2	1,5	2	60	220/380	68	100	560	1080	295	375	750
AT2/10 100L	8970 0127 57	10	140	2	1,5	2	60	220/380/440	68	100	560	1080	295	375	750
AT2/10 100L-V	8970 0127 58	10	140	2	1,5	2	60	220/380/440	68	100	490	440	1380		
AT2/10I 100L	8970 0127 12	10	140	2	1,5	2	60	110/220	88	100	580	1040	295	421	790
AT2/10I 100L	8970 0127 13	10	140	2	1,5	2	60	220/380	88	100	580	1040	295	421	790
AT3/15 175L	8970 0127 14	15	140	3	2,2	2	60	110/220	125	175	780	1370	333	422	890
AT3/15 175L	8970 0127 15	15	140	3	2,2	2	60	220/380	125	175	780	1370	333	422	890
AT3/15 225L	8971 0127 59	15	140	3	2,2	2	60	220/380/440	125	175	780	1370	333	422	890
AT3/15 225L-V	8974 0127 60	15	140	3	2,2	2	60	220/380/440	130	225	710	510	1760		
AT3/15I 200L	8970 0127 16	15	175	3	2,2	2	60	110/220	146	200	780	1370	333	422	890
AT3/15I 200L	8970 0127 17	15	175	3	2,2	2	60	220/380	147	200	780	1370	333	422	890
AT3/15I 200L	8970 0127 79	15	175	3	2,2	2	60	220/380	147	200	780	1370	333	422	890
AT5/20 200L	8970 0127 18	20	140	5	3,7	2	60	220/380	115	200	894	1445	333	460	902
AT5/20I 270L-V	8970 0127 61	20	175	5	3,7	2	60	220/380/440	160	270	700	515	2080		
AT5/25 250L	8970 0127 20	25	175	5	3,7	2	60	220/380	186	250	894	1460	333	486	960
AT7.5/30 250L	8970 0127 21	30	175	7,5	5,6	2	60	220/380	195	250	940	1620	361	540	1020
AT7.5/30 250L	8970 0127 22	30	175	7,5	5,6	2	60	220/380	195	250	940	1620	361	540	1020
AT7.5/30 270L-V	8970 0127 62	30	175	7,5	5,6	2	60	220/380/440	200	270	840	570	2095		
AT10/40 425L	8970 0127 23	40	175	10	7,5	2	60	220/380	280	425	1130	1960	403	625	1305
AT10/40 425L	8970 0127 24	40	175	10	7,5	4	60	220/380	285	425	1130	1960	403	625	1305
AT10/40 425L	8970 0127 25	40	175	10	7,5	4	60	380/660	285	425	1130	1960	403	625	1305
AT10/40 425L	8970 0127 26	40	175	10	7,5	4	60	220/380/440/760	285	425	1130	1960	403	625	1305
AT15/60 425L	8970 0127 27	60	175	15	11,2	2	60	220/380	395	425	1130	1960	403	625	1420
AT15/60 425L	8970 0127 93	60	175	15	11,2	2	60	220/380	395	425	1130	1960	403	625	1420
AT15/60 425L	8970 0127 28	60	175	15	11,2	4	60	220/380	400	425	1130	1960	403	625	1420
AT15/60 425L	8970 0127 29	60	175	15	11,2	4	60	380/660	405	60	1130	1960	403	625	1420
AT15/60 425L	8970 0127 95	60	175	15	11,2	4	60	380/660	405	50	1130	1960	403	625	1420
AT15/60 425L	8970 0127 96	60	175	15	11,2	4	60	220/380/440	405	50	1130	1960	403	625	1420
AT15/60 425L	8970 0127 30	60	175	15	11,2	4	60	220/380/440/760	406	425	1130	1960	403	625	1420
AT20/80 425L	8970 0127 31	80	175	20	14,9	2	60	220/380	443	425	1130	1960	403	625	1420
AT30/120 500L	8970 0127 32	120	175	30	22,4	4	60	220/380	540	500	810(2)	2385	403	711	1420

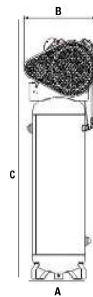
-V: Vertical receiver

Voltage: 230/380/460 60 Hz
* Open motor
** Closed motor

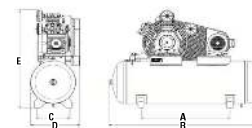
UPGRADES AND SERVICE KITS

The Automan range is supported by service kits that come complete with all necessary parts for each specific service intervention.

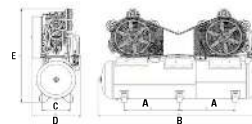
- Genuine parts guarantee extended compressor service life and reliability.
- Cost-effective service solution based on optimum service intervals.
- Save time and administration – no need to determine individual service parts.
- Off-the-shelf availability.
- Atlas Copco's Lub AW 150 was specifically developed to offer sustainable lubricant properties even under demanding operating conditions.



AT2/AT3/AT5/AT7.5
(on vertical tank)



AT2/AT3/AT5/AT7/AT10/AT15/AT20



AT30